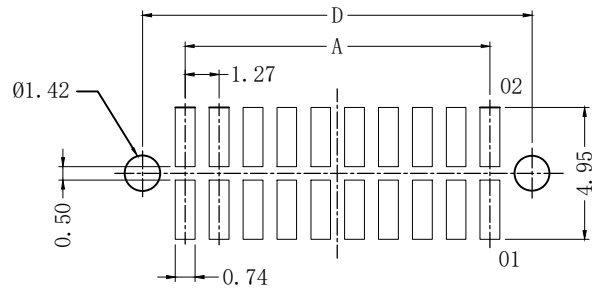
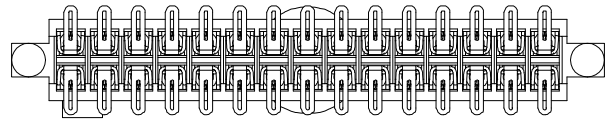
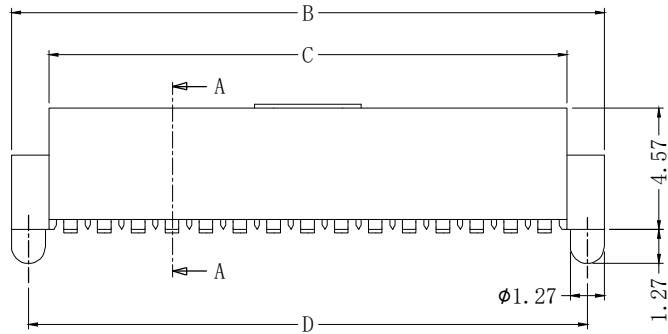
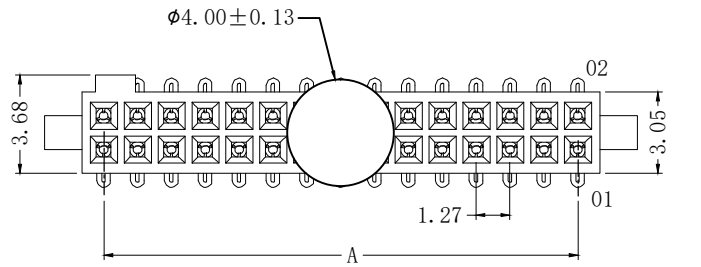
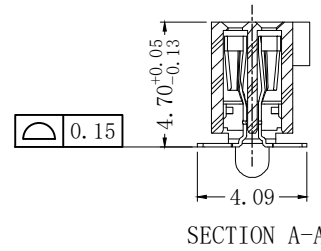
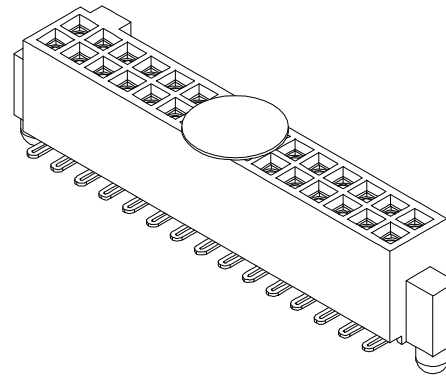


版次	变更内容	审核	日期



RECOMMEND PCB LAYOUT
TOLERANCE: ± 0.05



SFM127-SM-2*xxP X-X
 单排芯数: X-X
 接触电镀: X-X
 10G: 镀金 10u"
 30G: 镀金 30u"
 塑高: X-X

产品特性:

- 绝缘体: LCP, UL 94V-0, 颜色: 黑色
- 端子: 磷青铜
- 电镀: 接触区镀金
- 额定电流: 3.2 A (2个引脚供电)
- 工作温度: -55°C TO $+125^{\circ}\text{C}$
- 额定电压: 250V AC
- 拔出力: 3.4N MIN.

NO. OF contacts	Dimensions			
	A	B	C	D
2*06	6.35	10.80	8.00	9.53
2*08	8.89	13.34	10.54	12.07
2*10	11.43	15.88	13.08	14.61
2*12	13.97	18.42	15.62	17.15
2*14	16.51	20.96	18.16	19.69
2*16	19.05	23.50	20.70	22.23
2*20	24.13	28.58	25.78	27.31
2*30	36.83	41.28	38.48	40.01
2*40	49.53	53.98	51.18	52.71
2*50	62.23	66.68	63.88	65.41
2*60	74.93	79.38	76.58	78.11
2*70	87.63	92.08	89.28	90.81
2*80	100.33	104.78	101.98	103.51
2*90	113.03	117.48	114.68	116.21
2*100	125.73	130.18	127.38	128.91

公差:	版次:	A	上海宗进电子科技有限公司		
. X ± 0.35	比例:		Shanghai Zong Jin Electron Technology Co.LTD		
. XX ± 0.25	单位:	mm	型号: SFM127-SM-2*xxPX-P	签名	日期
. XXX	页码:	1/1	描述: 1.27mm BTB 高可靠性插座	绘图:	
LNLB $\pm 2^{\circ}$	图号:			确认:	
				审核:	